

8600 Rocker Switches - Miniature 10A 250Vac Single & Double Pole



- ▶ Miniature rocker switch
- ▶ Ratings up to 16A, 250Vac
- ▶ Single & double pole
- ▶ ON/OFF, C/O, biased and centre off switching
- ▶ Push on, solder and PCB terminals
- ▶ Illuminated and non-illuminated
- ▶ Matching indicators
- ▶ Panel cut out
single: 19.3 x 12.9
double: 19.3 x 21.9

Approvals and specifications



10(4)A 250Vac T90 (unless noted below)



UL CSA See ratings below
UL 65°C, file E45221, CSA file LR10990

3mm contact gap except where marked μ .
Technical data on pages 4 & 5 (switches), 6 (indicators).

H 8653 V B ---

TERMINAL FUNCTION ROCKER BODY PRINT, COLOUR, VOLTAGE ETC

TERMINAL	FUNCTION		ROCKER
H 4.8 x 0.8	Approvals & ratings vary with function	 ON OFF Switches are ON when pressed over terminal 3	V Curved V Curved (lit)
	ON - OFF	8600 10(4)A 16A 250V, 10A 277V 1/2HP 277V, 1/4HP 125V	
T 3.5 x 0.8 Solder	ON - OFF (momentary ON)	8601 6(1)A 16A 250V, 6A 277V	8651 6(1)A 6A 277V
	ON - OFF (momentary OFF)	8602 10A 6A 277V	8652 10(4)A 6A 277V
X PCB 0.8 Sq	ON - OFF Lit	N/A	8653 10(4)A 6A 277V
	ON - ON	8610 6(1)A 10A 277V 1/2HP 277V, 1/4HP 125V	8660 6(1)A 10A 277V, 1/2HP 277V 1/2HP 277V, 1/4HP 125V
	ON - ON (momentary 1 side)	8611 6A 277V	8661 6A 277V
	ON - OFF - ON	8620 μ See page 16	8670 μ See page 16
Double Pole switches with "X" terminals are supplied without terminal barriers	Indicator	8630	F Flat Indicator only (Single pole)



H8600VB ---
T8600VB ---



H8600VB ---
T8600VB ---



H8630FB ---
T8630FB ---



H8650VB ---
T8650VB ---



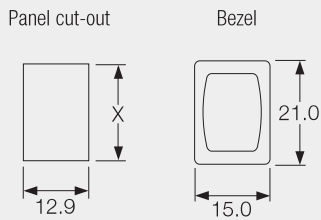
H8660VB ---
T8660VB ---



H8653VB ---
T8653VB ---

BODY

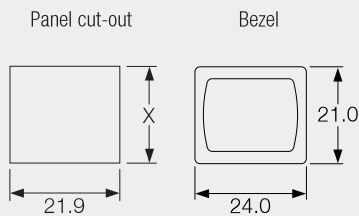
B Single pole



Single Pole dimensions for snap-in fixing

Panel thickness	Dimension X
0.75-1.24	19.1/19.2
1.25-1.99	19.3/19.4
2.00-3.00	19.7/19.8

B (Double Pole) with terminal barrier
BC (Double Pole) w/o terminal barrier



Double Pole dimensions for snap-in fixing

Panel thickness	Dimension X
0.75-1.24	19.1/19.2
1.25-1.99	19.3/19.4
2.00-3.00	19.7/19.8

Cut-outs must be punched in the direction of insertion

OPTIONS

Finish

Matt finish only.

Colour

Call sales for custom colours.
A full range is available for large orders.

Legend printing

Select from the examples or call sales for custom legend.

Lamp voltage

Call sales for details of available voltages.

Blanking plate A8634FB

Dummy unit to fill unused panel holes.
Single pole size only.

Protective covers

L167 for SP

L180 for DP

Snap on to bodies with V rocker or F lens. This reduces panel thickness by 0.8mm.

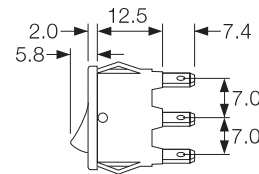


Single Pole options

Most switches shown can have single pole switching in double pole bodies.

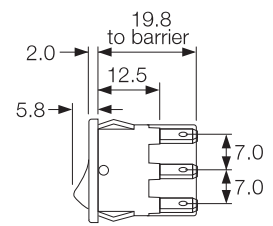
DIMENSIONS (mm)

Single pole



Terminals shown are "H" 4.8 push on type


Double pole



Terminal spacing 10.2 between pole centres

For 8620 and 8670 dimensions see page 16

Examples of printing



CL076



CL080



CL141



CL142



CL059



CL058